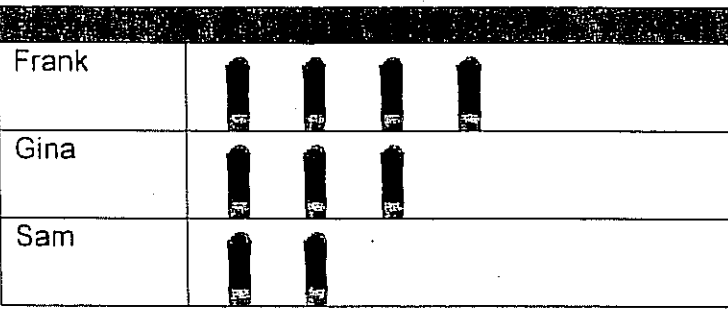


**March 8 - 12, 2010**

**1. Monday, March 8, 2010**

- A) Math fact practice on the back for Monday.
- B) Three friends sold cups of lemonade. The graph shows how many cups each friend sold. How many cups of lemonade did Gina and Sam sell in all?




Each = 1 cup

Answer: \_\_\_\_\_

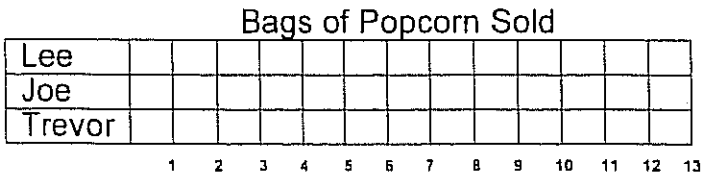
Parent Initials
-----------------

**2. Tuesday, March 9, 2010**

- A) Math fact practice on the back for Tuesday.
- B) The tally chart shows the number of bags of popcorn each student sold at the school carnival.




Fill in the graph below so that it matches the tally chart to show the number of bags of popcorn each student sold.



Parent Initials
-----------------

**3. Wednesday, March 10, 2010**

- A) Math fact practice on the back for Wednesday.
- B) Look at the graph. How many marbles did Marisa and Nick win all together?




- A. 5
- B. 7
- C. 4
- D. 9

Parent Initials
-----------------

**4. Thursday, March 11, 2010**

- A) Math fact practice on the back for Thursday.
- B) Look at the picture below. What is a reasonable estimate for the temperature based on the picture?



- A. 45°F
- B. 62°F
- C. 32°F
- D. 96°F

Parent Initials
-----------------